



Advising the Congress on Medicare issues

Institutional special needs plans

Eric Rollins and Carol Carter

March 7, 2025

Commissioners have expressed interest in taking a closer look at beneficiaries who live in nursing homes

- In October, we described the long-stay nursing home (NH) population and the long-standing concerns about the care they receive
- Private health plans could potentially be a more effective way to deliver care to these beneficiaries than traditional Medicare
- Today's presentation focuses on institutional special needs plans (I-SNPs) but also reviews the experience with other plan types

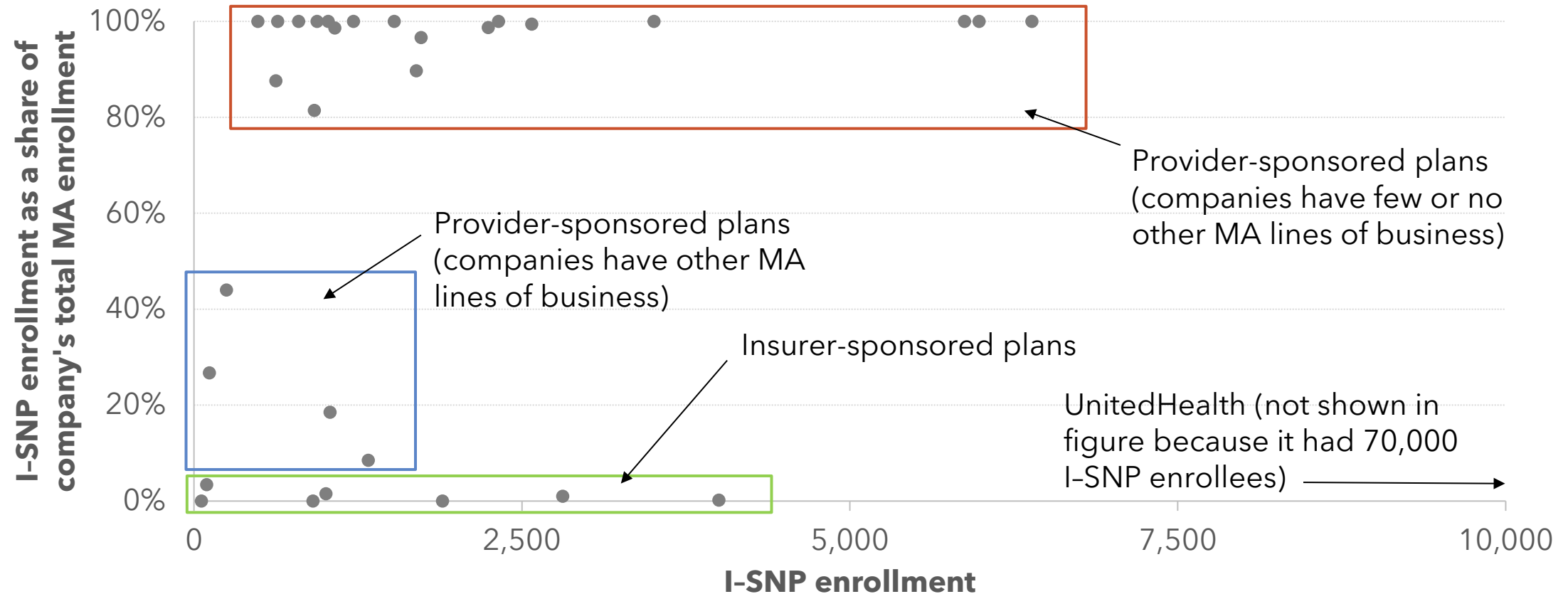
What are I-SNPs?

- Specialized Medicare Advantage (MA) plans for beneficiaries who need the level of care provided in a NH
 - In 2023, 86% of I-SNP enrollees lived in NHs and 14% lived in the community
 - Provide Medicare-covered services only
- I-SNPs are generally subject to the same rules and requirements as other MA plans
- The I-SNP market is relatively small
 - About 125,000 enrollees in 2024 (including those in the community)
 - Cover about 12% of long-stay NH residents

Key features of the I-SNP model

- Use nurse practitioners (NPs) to deliver more care within the NH
- Generate sufficient enrollment within participating NHs to make use of NPs cost-effective
- Reduce or eliminate financial incentives for NHs to send residents to the hospital so they qualify for skilled care
- Give NHs incentives to provide more care onsite instead of sending residents to the hospital
- Minimize revenue losses for participating NHs

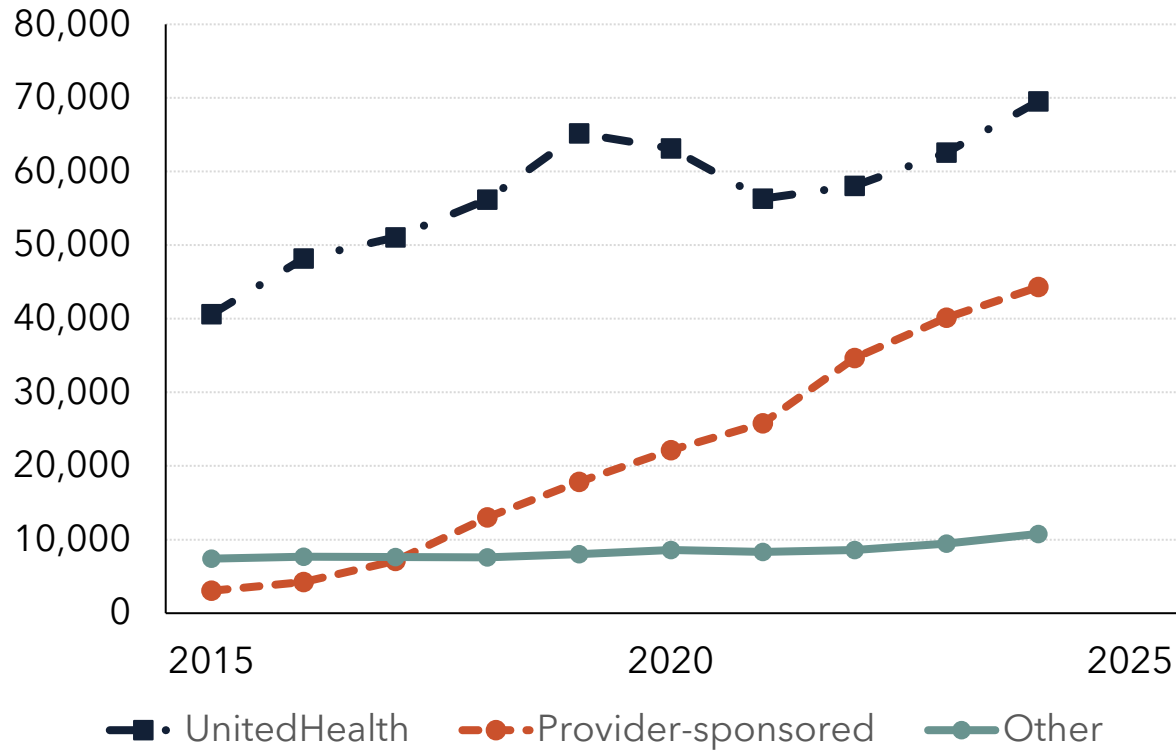
An overview of the companies that offered I-SNPs in 2024



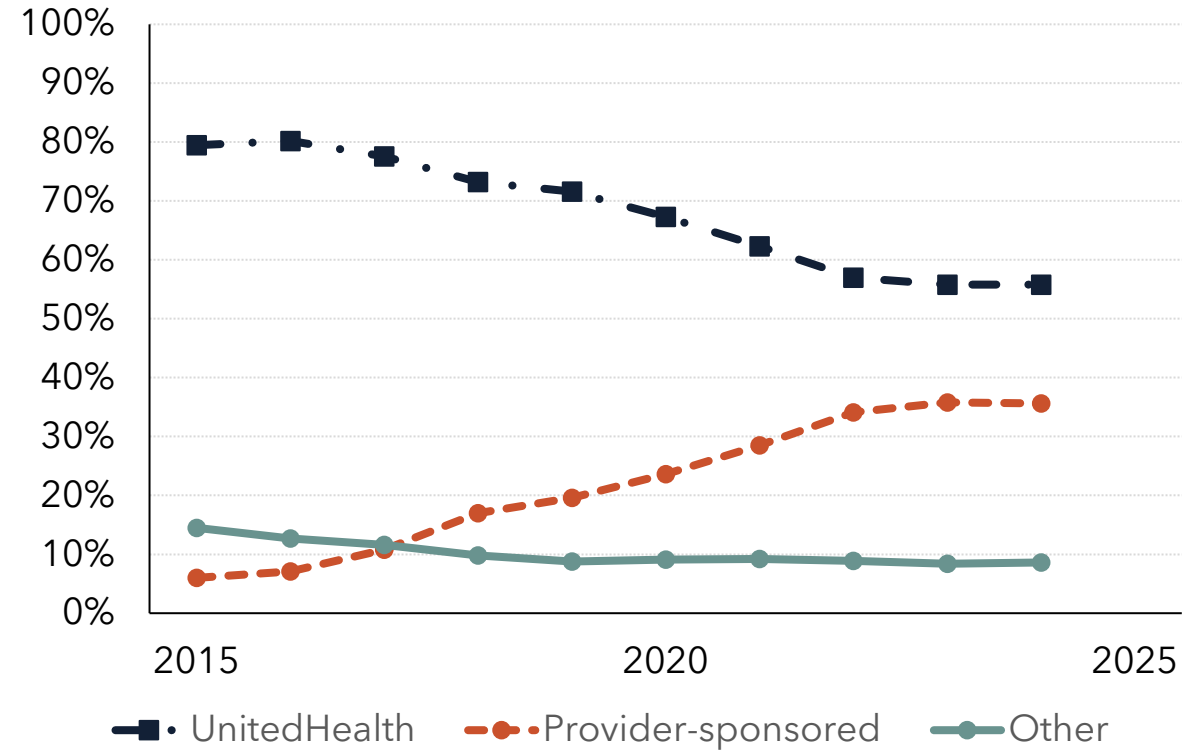
Note: Figures are based on July data.
Source: MedPAC analysis of Medicare plan enrollment data.

Changes in I-SNP enrollment and market share

Enrollment



I-SNP market share

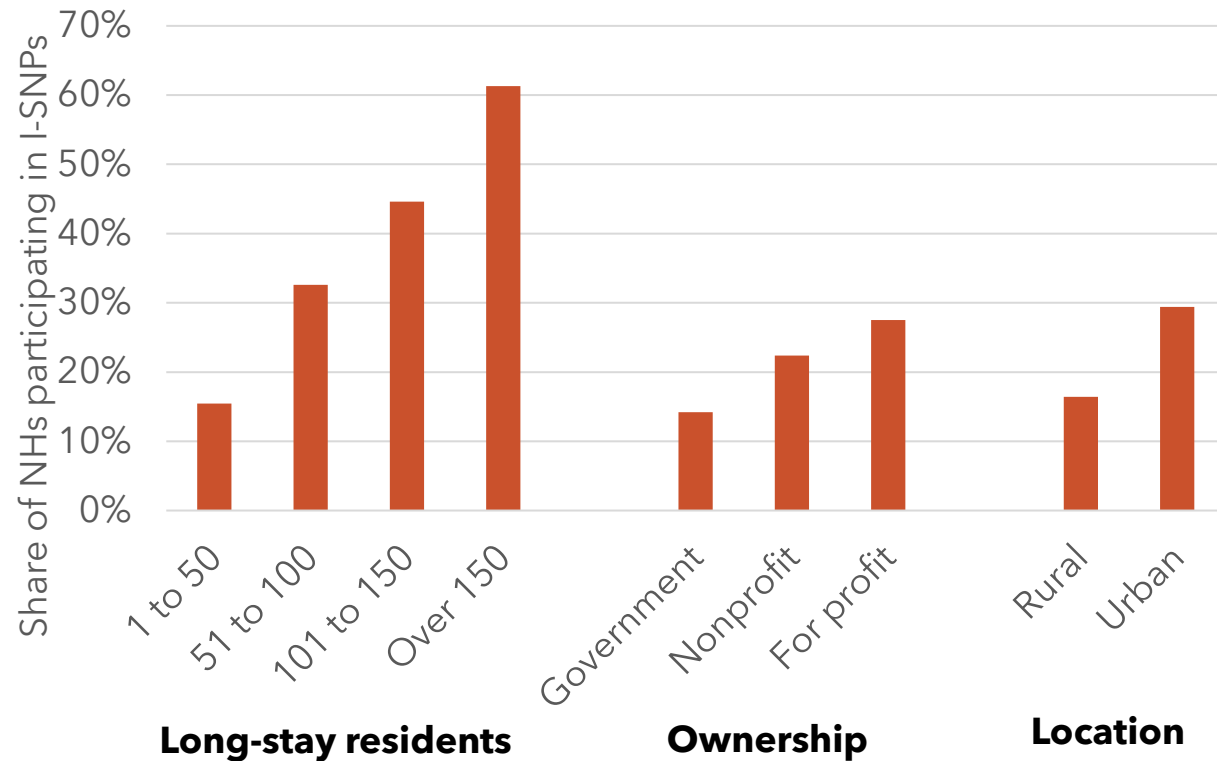


Note: Figures are based on July data.
Source: MedPAC analysis of Medicare enrollment data.

NHs play a key role in determining how much of the long-stay population has access to I-SNPs

- Long-stay residents cannot enroll in an I-SNP unless they live in a facility that participates in the plan's provider network
- In 2023, 26% of NHs participated in an I-SNP and 33% of long-stay residents lived in those facilities
- Nearly all NHs that participate work with a single insurer
- Stakeholder interviews suggest NH participation is often tied to concerns about value-based payment reforms (limited ability to earn shared savings) and MA penetration (lower payment rates and limits on skilled days)

Characteristics of nursing homes that participated in I-SNPs, 2023



- Larger NHs are much more likely to participate in I-SNPs than smaller facilities
- For-profit NHs are somewhat more likely to participate than nonprofits
- NHs in urban areas are about twice as likely to participate as rural NHs

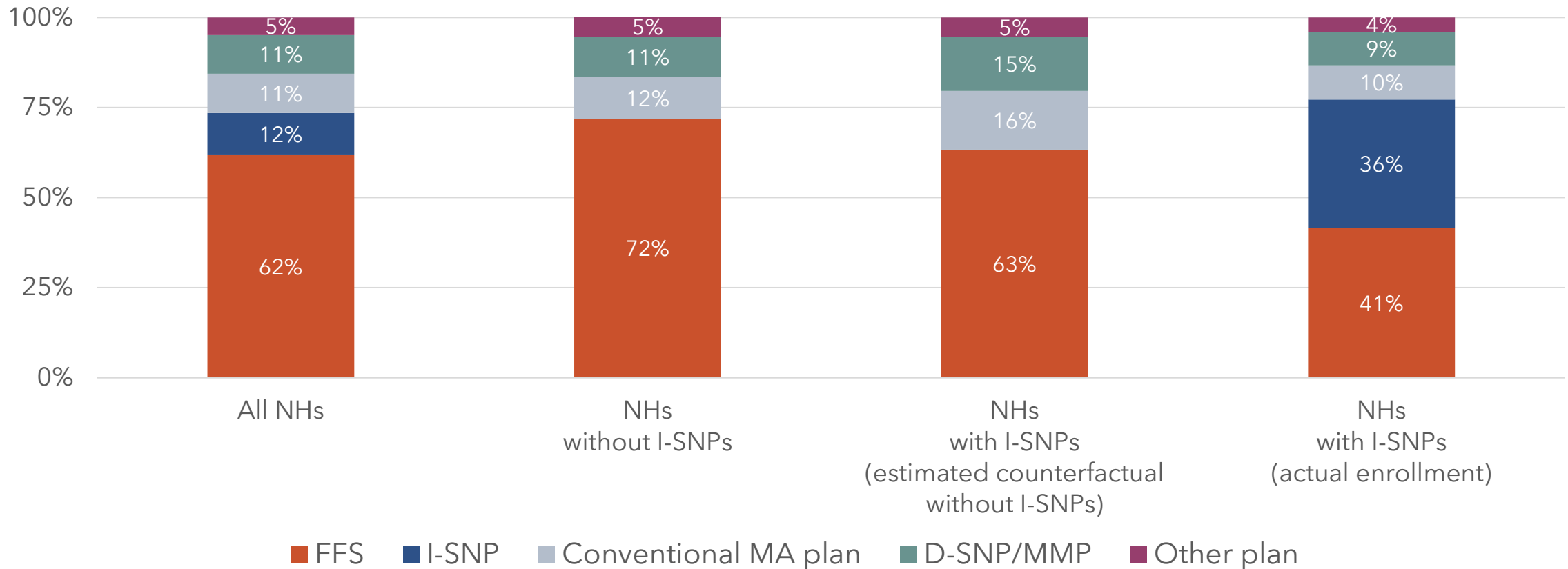
Note: Figures are based on July data. We counted beneficiaries as long-stay residents if they had been in a nursing home for 90+ days.

Source: MedPAC analysis of Medicare enrollment data, nursing home assessment data, and provider of service file.

I-SNPs modify how participating NHs are paid

- Most common approach is a combination of capitated payments and incentive payments
 - Monthly capitated payments usually cover Part A skilled care and Part B therapy and include an allowance for “skilling in place”
 - Periodic incentive payments are often tied to performance on quality metrics and/or overall Medicare spending for plan enrollees
- This approach encourages NHs to provide more care onsite where appropriate instead of sending residents to the hospital

Enrollment patterns for long-stay NH residents, by type of nursing home, 2023



Note: FFS (fee-for-service), D-SNP (dual-eligible special needs plan), MMP (Medicare-Medicaid Plan). The “counterfactual” column estimates what the enrollment pattern for NHs with I-SNPs would look like if I-SNPs were not available, based on the type of coverage that beneficiaries had before they enrolled in an I-SNP. Components may not sum to totals because of rounding.

Source: MedPAC analysis of Medicare plan enrollment data and Minimum Data Set assessment data.

Demographic differences between I-SNP enrollees and other long-stay NH residents

- Residents of participating NHs are more likely to be Black, have Medicaid, and live in an urban area
- Within participating NHs, I-SNP enrollees have longer lengths of stay (median of 42 months vs. 20 months) and lower mortality rates (20% vs. 25%) than residents who did not enroll
- More research would be needed to determine whether this selection is favorable or unfavorable for I-SNPs in terms of their risk scores and MA payments

Analysis of MA quality data provides some evidence that I-SNPs perform better than other plans

- NHs with I-SNPs performed better than non-participating NHs on 3 risk-adjusted measures of service use: acute discharges, all-cause readmissions, and ED visits
- Results should be treated with some caution
 - Could be unmeasured differences between the 2 types of NHs
 - Risk-adjustment models may be less accurate for long-stay NH residents
 - Measure specifications exclude a substantial amount of service use
- Compared to other plan types, I-SNPs had mixed performance on a limited number of clinical quality measures

Note: ED (emergency department).

Research literature on I-SNPs is limited but suggests they reduce the use of inpatient care

- Two older studies (Kane et al. 2002, McGarry & Grabowski 2019) found I-SNPs reduce inpatient use and shift some care to NH setting
- Chen & Grabowski (2024) compared NHs with “mature” I-SNPs to NHs without I-SNPs using a difference-in-differences design
 - Hospitalization rates for NHs with I-SNPs were 4 percentage points lower; the reduction occurred in the 3 years after they reached maturity
 - Mixed performance on other quality metrics, including no change in mortality
- These studies may overstate the impact of using I-SNPs on a broader scale by focusing on a subset of NHs with well-developed I-SNPs

Sources: Kane, R.L. et al. 2002. *Evaluation of the Evercare demonstration program: Final report*; McGarry, B.E., and D.C. Grabowski. 2019. Managed care for long-stay nursing home residents: An evaluation of institutional special needs plans. *American Journal of Managed Care*, 25, no. 9 (September) 438-443; Chen, A.C., and D.C. Grabowski. 2024. A model to increase care delivery in nursing homes: the role of institutional special needs plans, *Health Services Research* (October 9).

Differences in bids, rebates, and payment rates between I-SNPs and other types of MA plans, 2025

	Conventional MA plans	D-SNPs	I-SNPs
Average amount:			
Benchmarks	\$1,206	\$1,819	\$3,035
Bids	924	1,427	2,749
Rebates	187	258	190
Total payments	1,111	1,685	2,938
As a share of benchmarks:			
Bids	77%	79%	91%
Rebates	15	14	6
Total payments	92	93	97

Note: Dollar amounts are per member per month averages.
Source: MedPAC analysis of MA bid data from CMS.

- Dollar amounts for I-SNPs are higher because long-stay NH residents have high average medical costs
- Relative to their benchmarks, I-SNPs have much higher bids and receive much lower rebates than either conventional plans or D-SNPs
- Higher bids for I-SNPs may indicate that they have higher costs or face less competitive pressure

Several factors may limit the ultimate reach of I-SNPs

- Some NHs may not be interested in participating in I-SNPs
- Insurers may not be interested in contracting with NHs where the I-SNP model of care is unprofitable
- The share of eligible long-stay residents who actually enroll in I-SNPs has consistently ranged between 35% and 40% in recent years

Experience with other Medicare plans that target beneficiaries who need a NH level of care

- Three other plan types serve this population to varying degrees
 - Dual-eligible special needs plans (D-SNPs)
 - Medicare-Medicaid Plans (MMPs)
 - Program of All-Inclusive Care for the Elderly (PACE)
- All three plan types either provide Medicaid services or coordinate with Medicaid, while I-SNPs only provide Medicare services
- Long-stay residents are a small share of overall enrollment in these plans (1% for D-SNPs, 8% for MMPs, 5% for PACE)

Experience with other Medicare plans that target beneficiaries who need a NH level of care (continued)

- Relatively little research has looked at the impact of D-SNPs on long-stay residents or NH admissions
- Evaluations of MMPs have found mixed effects on likelihood that enrollees will have a long NH stay; low participation in many states limits strength of findings
- Research on PACE has found that the program reduces inpatient stays and may delay (but not prevent) long NH stays

Next steps

- Next month: companion presentation on other Medicare efforts (besides private health plans) to improve care for long-stay NH residents
- Informational chapter in the June 2025 report to Congress

Discussion

- Questions about today's presentation
- Potential additional analyses related to I-SNPs
- Potential policies related to private health plans and NH residents that you might be interested in exploring in the future



Advising the Congress on Medicare issues

Medicare Payment Advisory Commission

 www.medpac.gov

 [@medicarepayment](https://twitter.com/medicarepayment)